

**architects - engineers**  
 integrated sustainable design  
 mechanical engineering  
 renewable engineering  
 energy modelling  
 healthy building design  
 permaculture design  
 research & development

**Notes**  
 The Contractor must work to figured dimensions only and check all dimensions on site before proceedings, give notice to the Architect of any inaccuracies and seek instructions.  
 Before carrying out any work shown on this document the Contractor is to read it in conjunction with all other drawings, details, schedules or the like and shall give notice to the Architect of any discrepancies, inconsistencies, divergences or ambiguities and seek instructions.

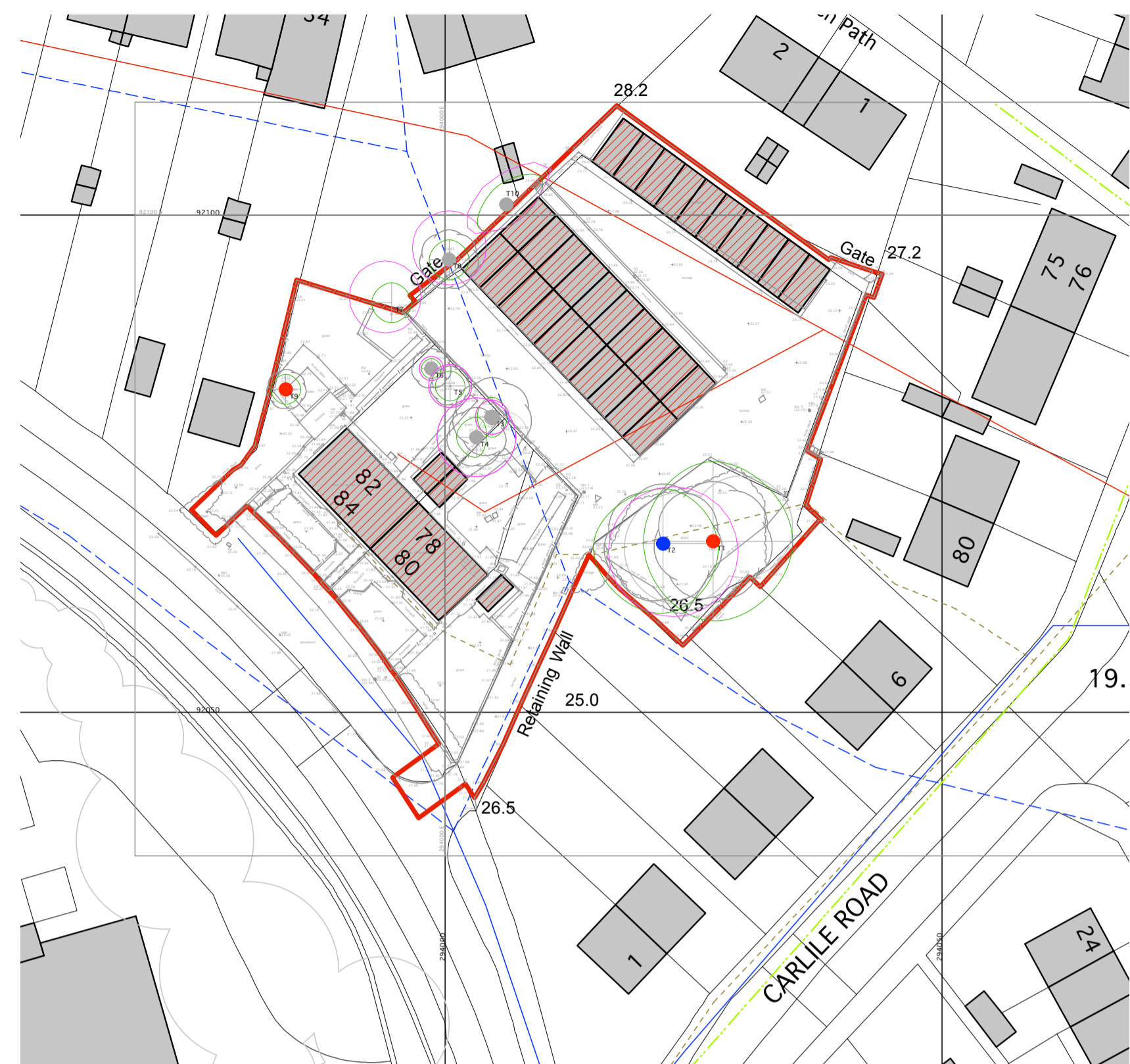
Where this document has been prepared for the use of the Client as defined in Gale & Snowden Architects Limited (the Architects) terms of engagement and the Architects are not engaged to inspect work in progress on site, the Client does not rely on the Architects to deal with any discrepancies, inconsistencies, divergences or ambiguities and the Architects shall not be responsible for any resulting damage, loss and/or expense.

Copyright in all the material on this sheet vests in the Architects who assert their right to be identified as the author of this material in accordance with the Copyright, Designs and Patents Act 1988. The material may not be copied under any circumstances for any purpose whatsoever except with the express written permission of the Architects.

**About this drawing**  
 This drawing has been prepared for the submission of a Planning application and is not intended for Construction or Tender Issue.

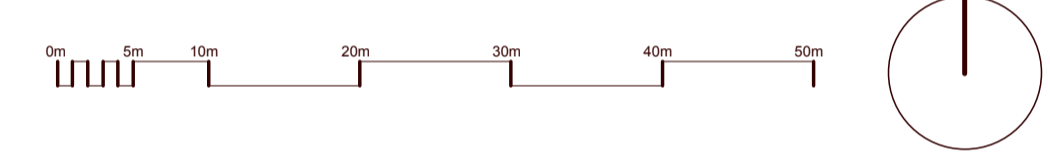
This drawing is available at a larger scale and format if required. For details please contact our office on 01392 279220

**Revisions**  
 P1 Preliminary Issue.  
 P2 Planning Issue  
 P3 12/5/17 Revised Planning Information Accessible Unit omitted and additional 3Bed house added

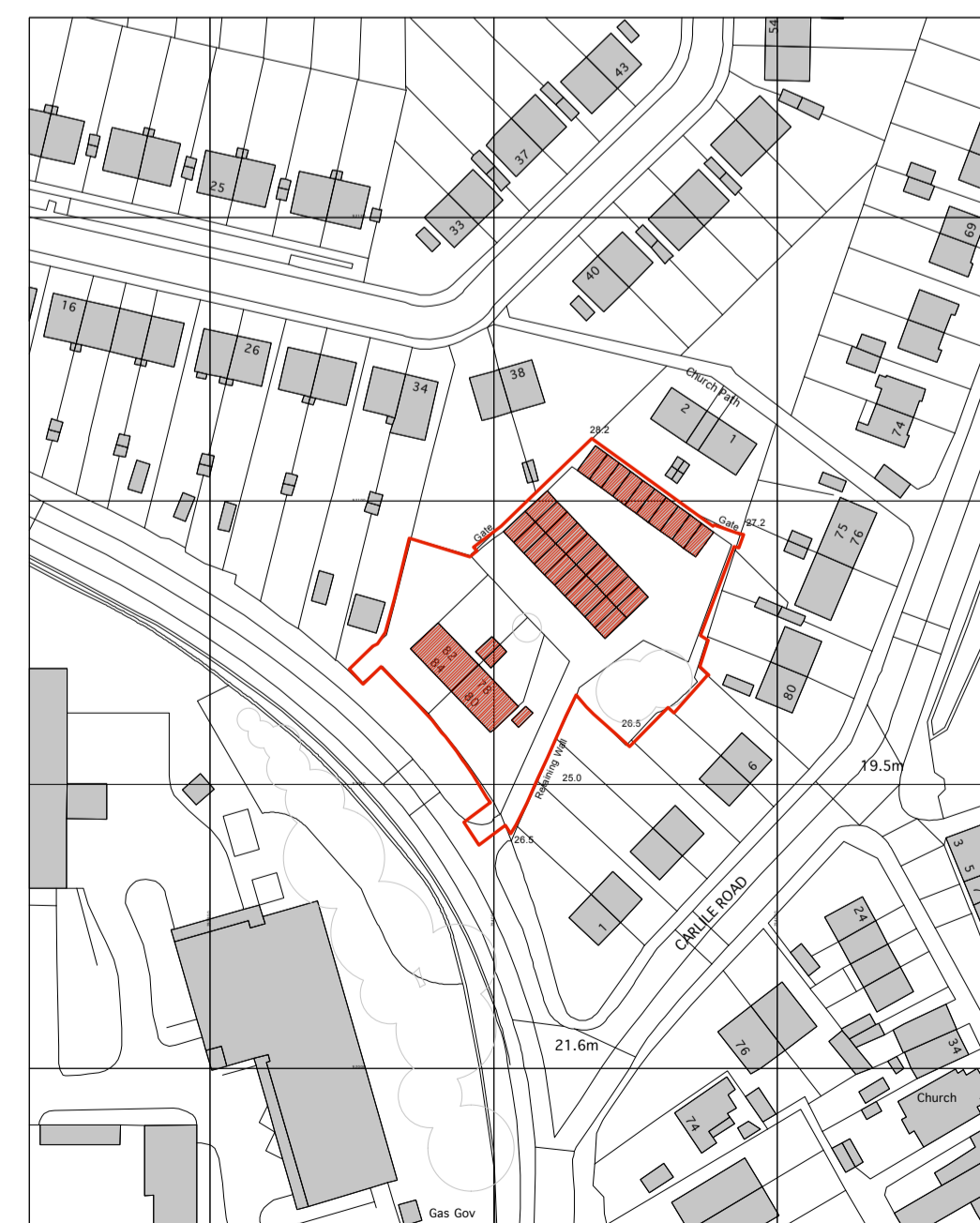


Existing Site Plan  
 Scale 1:500

Proposed Site Plan  
 Scale 1:500



- Key:**
- Electrical Power (underground) - - - - -
  - Gas - - - - -
  - Surface Water Drainage - - - - -
  - Foul Drainage - - - - -
  - Combined Sewer - - - - -
  - Water Supply - - - - -
  - Telecoms - - - - -
  - 22m Distance to Residential Buildings - - - - -
- Landscaping - Key:**
- Site Boundary
  - Existing Trees to be Retained
  - Proposed New Trees
  - Proposed Access (Homezone)
  - Existing Buildings
  - Proposed New Dwellings
  - Existing Buildings to be Deconstructed
- Tree Survey - Key:**
- Category A Tree
  - Category B Tree
  - Category C Tree
  - Category U Tree
  - Tree Canopy
  - Root protection area



Location Plan  
 Scale 1:1250



Site Images NTS



**RIBA Stage 3**

**GALE & SNOWDEN**  
 ARCHITECTS & MECHANICAL ENGINEERS

**COB III**  
 Affordable Housing for Exeter by Exeter  
 Bovemoor's Lane  
 Existing & Proposed Site Plans  
 and Location Plan

Drawn by: **JB** Scale: **1:500 and 1250 @ A1**  
 Checked by: **TG** Date: **Aug 13**  
 Project No: **E1206** Drawing No: **AL(0)400 BL**  
 Revision: **P3**

**Bideford Office**  
 18 Market Place  
 Bideford  
 Devon  
 EX39 2DR  
 Tel. 01237 474952  
 Fax. 01237 425669

**Exeter Office**  
 Exeter Bank Chambers  
 67 High Street  
 Exeter  
 Devon  
 EX4 3DT  
 Tel. 01392 279220  
 Fax. 01392 279036

www.ecodesign.co.uk info@ecodesign.co.uk

RIBA Chartered Practice  
 Directors: D Gale L Millyard I Snowden

COB III - Bovemoor's Lane